


worktops



Choose what you like

Let yourself be inspired! In a production scale of worktops and window sills from Kronospan Jihlava, every customer can choose from a wide range of decors with various surfaces in a matt or a high-gloss finish. You can find decors perfectly imitating wood, stone, or fantasy decors. Besides worktops and window sills, we can offer you also a complete collection of accessories, which are necessary for the functional and successful use of our products. We use modern technology, which makes us a strong and reliable partner. As we have extended our possibilities of customer service, we can offer our customers an individual solution according to their needs. Enjoy the variety of our decors and surface finishes and let yourself be inspired!

Glossy worktops



Matt worktops



Skirting



Latest feature




A244 PE	T 28, T 38
Marquina bianco	• ◆




8424 BS	T 28, T 38
Discovery	• ◆



A495 PE	T 28, T 38
Alhambra Ligot	• ◆



8434 PE	T 28, T 38
Petra Piasentina	• ◆




2939 PE	T 28, T 38
Tessera	• ◆



A234 PE	T 28, T 38
Metallic stone	• ◆



8416 BS	T 28, T 38
Marble de Mazi	• ◆



6290 SQ	T 28, T 38
Lucido	• ◆



8856 PE	T 28, T 38
Climbing flower	• ◆

Matt worktops

Inspiration



1764 BS Wild pear light	T 28, T 38 ●
----------------------------	-----------------



1786 BS Beech Butcherblock	T 28, T 38 ◆
-------------------------------	-----------------



637 CF Alder Impulse	T 28
-------------------------	------




381 CF Beech	T 28, T 38 ◆
-----------------	-----------------



781 CF Light oak	T 28, T 38 ◆
---------------------	-----------------



685 CF Alder	T 28, T 38 ◆
-----------------	-----------------



1792 BS Calvados	T 28, T 38 ◆
---------------------	-----------------



6521 PE Walnut Butcherblock	T 28, T 38 ◆
--------------------------------	-----------------



344 CF Cherry	T 28, T 38 ◆
------------------	-----------------

Inspiration




7937 PE Apple tree Kern	T 28, T 38 ● ◆
----------------------------	-------------------




7565 BS Walnut Menton	T 28, T 38 ● ◆
--------------------------	-------------------



8995 CF Coco Bolo	T 28, T 38 ● ◆
----------------------	-------------------



9755 BS Cherry Marbella	T 28, T 38 ● ◆
----------------------------	-------------------



7902 BS Zebrano	T 28, T 38 ● ◆
--------------------	-------------------




8913 BS Plum tree Davos	T 28, T 38 ● ◆
----------------------------	-------------------

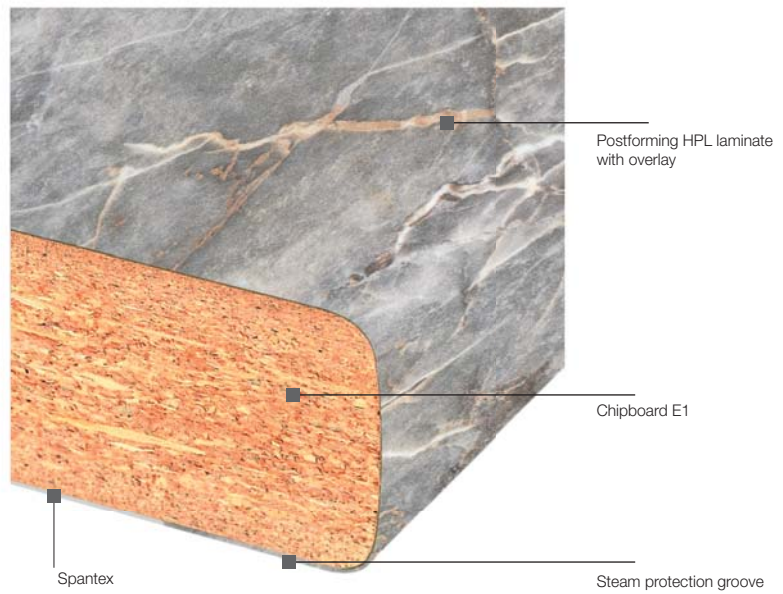
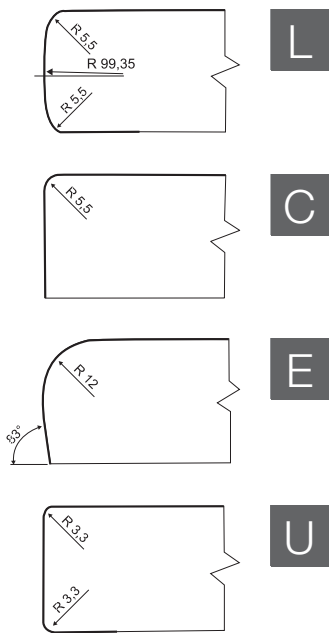


783 CF Dark oak	T 28, T 38 ◆
--------------------	-----------------



9763 BS Wenge Luiziana	T 28, T 38 ● ◆
---------------------------	-------------------






Skirting



Left end piece (100 piceces in package)



Outside corner 90° (100 piceces in package)



Inside corner 90° (100 piceces in package)



Standard skirting lenght 4100 mm (10 piceces in package)



Inside corner 135° (50 piceces in package)

Window sills



Technical data: **Format:** 4100 x 200, 250, 300, 400 x 19 mm, **Load-bearing material:** chipboard E1 19 mm thickness, **Top layer:** HPL laminate, **Bottom layer:** spantex, **Front side:** rounded, thickened to 38 mm, **Back side:** edged, **Packiging:** 20 pieces per pallet, available from 2 pcs. at extra cost.

Backsplash



Surface finished chipboard used for wallcovering behind worktops.
Technical data: **Format:** 4120 x 640 mm, **Load-bearing material:** chipboard E1 10 mm thickness, **Finish:** pressed laminate on front side in the same decor and surface pattern as worktops, back side is antislip wrapped, **Packaging:** 10 pieces per pallet, available from 1 piece at extra cost.



Inspiration



8424 BS Discovery



Glossy worktops

Inspiration



6508 SQ	T 28
Grey marble	●



6500 SQ	T 28
Salmon marble	●




6507 SQ	T 28
Alaska marble	●



6506 SQ	T 28
Mosaic	●



6510 SQ	T 28
Moonstone	●



6511 SQ	T 28
Sapphire moonstone	●



6501 SQ	T 28
Brown tourmaline	●



6516 SQ	T 28
Red marble	●




6509 SQ	T 28
Green marble	●



6290 SQ	T 28, T 38
Lucido	● ◆


Inspiration



6504 SQ	T 28
Real marble	●



6515 SQ	T 28
Black wave	●



Matt worktops

Inspiration



8937 BS	T 28, T 38
Antarctic	• ◆



969 BS	T 28
Earth grey	•



280 PE	T 28
Grey Petra	•



949 BS	T 28, T 38
Virginia	•




255 PE	T 28, T 38
Tourmaline	◆



9578 PE	T 28, T 38
Red granite	•



281 PE	T 28
Dark grey Petra	•



288 PE	T 28, T 38
Granite anthracite	◆



A234 PE	T 28, T 38
Metallic stone	• ◆



6118 PE	T 28, T 38
Glitterstone	• ◆



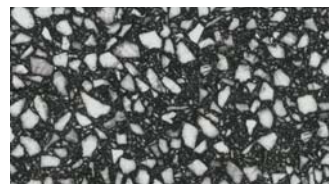
Inspiration



952 PE	T 28, T 38
Ravenna	◆



994 PE	T 28, T 38
Granite	◆



2939 PE	T 28, T 38
Tessera	• ◆

Matt worktops

Inspiration



101 PE	T 28, T 38
White	<input type="checkbox"/>



A244 PE	T 28, T 38
Marquina bianco	<input checked="" type="checkbox"/>



458 PE	T 28, T 38
White Casablanca	<input checked="" type="checkbox"/>



990 PE	T 28, T 38
Marble	<input type="checkbox"/>



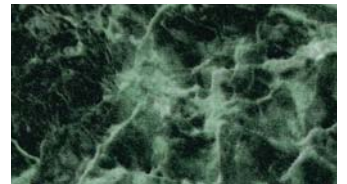
906 PE	T 28, T 38
Onyx	<input checked="" type="checkbox"/>




1947 PE	T 28, T 38
Salmon marble	<input checked="" type="checkbox"/>



1702 PG	T 28, T 38
Salome	<input checked="" type="checkbox"/>



1945 PE	T 28, T 38
Green marble	<input type="checkbox"/>



1944 PE	T 28
Black marble	<input checked="" type="checkbox"/>



8856 PE	T 28, T 38
Climbing flower	<input checked="" type="checkbox"/>

Inspiration




8424 BS	T 28, T 38
Discovery	<input checked="" type="checkbox"/>




A495 PE	T 28, T 38
Alhambra Ligot	<input checked="" type="checkbox"/>



6523 PA	T 28, T 38
Alhambra light	<input checked="" type="checkbox"/>



6522 PA	T 28, T 38
Nublan sandstone	<input checked="" type="checkbox"/>



8434 PE	T 28, T 38
Petra Piasentina	<input checked="" type="checkbox"/>



6117 PE	T 28, T 38
Shale Monreal	<input checked="" type="checkbox"/>



853 PE	T 28, T 38
Titan	<input checked="" type="checkbox"/>



8416 BS	T 28, T 38
Marble de Mazi	<input checked="" type="checkbox"/>

List of worktops decors

Decors of worktops and covering plates for wall	Structure	Name	Skirting	Format					HPL laminate	Backsplash	Window sills	Edges		
				28mm		38mm						0,6 mm	with glue 34 mm	without glue 34 mm
				600mm	800mm	600mm	900mm	1200mm						
Matt worktops	101	PE	White	101	•		•			•		•		•
	255	PE	Tourmaline	255	•		•			•		•		•
	280	PE	Grey Petra	280	•					•		•		•
	281	PE	Dark grey Petra	281	•					•		•		•
	288	PE	Granite anthracite	288	•	•	•			•		•		•
	344	CF	Cherry	344	•		•			•		•		•
	381	CF	Beech	381	•	•	•	•	•	•		•		•
	458	PE	White Casablanca	458	•		•			•		•		•
	637	CF	Alder Impulse	637	•		•			•		•		•
	685	CF	Alder	685	•	•	•			•		•		•
	781	CF	Light oak	781	•		•			•		•		•
	783	CF	Dark oak	783	•		•			•		•		•
	853	PE	Titan	6060	•	•	•	•	•	•		•		•
	906	PE	Onyx	906	•		•			•		•		•
	949	BS	Virginia	949	•		•	•	•	•		•		•
	952	PE	Ravenna	952	•		•			•		•		•
	969	BS	Earth grey	969	•		•			•		•		•
	990	PE	Marble	990	•	•	•			•		•		•
	994	PE	Granite	994	•	•	•			•		•		•
	1702	PG	Salome	1702	•		•			•		•		•
	1764	BS	Wild pear light	1764	•		•			•		•		•
	1786	BS	Beech Butcherblock	1786	•		•	•	•	•		•		•
	1792	BS	Calvados	1792	•		•	•	•	•		•		•
	1944	PE	Black marble	1944	•		•			•		•		•
	1945	PE	Green marble	1945	•		•			•		•		•
	1947	PE	Salmon marble	1947	•	•	•	•	•	•		•		•
	2939	PE	Tessera	2939	•		•	•	•	•		•		•
	6117	PE	Shale Monreal	6117	•		•	•	•	•		•		•
	6118	PE	Glitterstone	6118	•		•	•	•	•		•		•
	6521	PE	Walnut Butcherblock	6521	•		•	•	•	•		•		•
	6522	PA	Nublan sandstone	6522	•		•	•	•	•		•		•
	6523	PA	Alhambra light	6523	•	•	•	•	•	•		•		•
	7565	BS	Walnut Menton	7565	•		•			•		•		•
	7902	BS	Zebrano	7902	•	•	•	•	•	•		•		•
	7937	PE	Apple tree Kern	7937	•		•	•	•	•		•		•
	8416	BS	Marble de Mazi	8416	•		•	•	•	•		•		•
	8424	BS	Discovery	8424	•		•	•	•	•		•		•
	8434	PE	Petra Piasentina	8434	•		•	•	•	•		•		•
	8856	PE	Climbing flower	6060	•		•	•	•	•		•		•
	8913	BS	Plum tree Davos	8913	•		•	•	•	•		•		•
8937	BS	Antarctic	8937	•		•	•	•	•		•		•	
8995	CF	Coco Bolo	8995	•		•	•	•	•		•		•	
9578	PE	Red granite	9578	•		•	•	•	•		•		•	
9755	BS	Cherry Marbella	9755	•		•	•	•	•		•		•	
9763	BS	Wenge Luiziana	9763	•		•	•	•	•		•		•	
A234	PE	Metalic stone	A234	•		•	•	•	•		•		•	
A244	PE	Marquina bianco	A244	•		•	•	•	•		•		•	
A495	PE	Alhambra Ligot	A495	•		•	•	•	•		•		•	
Gloss worktops	6290	SQ	Lucido	6290	•		•	•	•		•		•	
	6500	SQ	Salmon marble	1947	•		•			•		•		•
	6501	SQ	Brown tourmaline	6501	•					•		•		•
	6504	SQ	Real marble	6504	•					•		•		•
	6506	SQ	Mosaic	6506	•					•		•		•
	6507	SQ	Alaska marble	6507	•		•			•		•		•
	6508	SQ	Grey marble	990	•					•		•		•
	6509	SQ	Green marble	6509	•					•		•		•
	6510	SQ	Moonstone	6510	•		•			•		•		•
	6511	SQ	Sapphire moonstone	6511	•					•		•		•
	6515	SQ	Black wave	6515	•					•		•		•
6516	SQ	Red marble	6516	•					•		•		•	

Edges: Enclosed edge without glue
 Matt decors – 3100 mm
 Gloss decors – 2 x 1300 mm

Edges to buy: Matt decors – edge with glue, package 50 running meters, width 34 mm
 Matt decors – edge without glue, package 50 running meters, width 45 mm
 Gloss decors – package of 10 edges without glue, length 4200 mm, width 34 and 45 mm

Worktops

Notes:

T 28 Worktops in thickness of 28 mm.

- Worktops in these decors in thickness of 28 mm are available for delivery from 1 piece at extra cost.

■ Latest feature 2010

T 38 Worktops in thickness of 38 mm.

- ◆ Worktops in these decors in thickness of 38 mm are available for delivery from 1 piece at extra cost.

☒ Windows sills in these decors are also available.

All decors produced in width of 800 mm, 900 mm and 1200 mm are in stock – delivery from 1 pc or more available for an additional cost.
 Decor package of 10 pcs. produced in width of 800 mm, 900 mm and 1200 mm – delivery within 4 weeks.

Technical parameters: **Format:** standard length 4100 mm, width and thickness according to the table, **Load-bearing material:** chipboard E1 28, 38 mm thickness, **Surface finish:** HPL laminate provided with steam protection against humidity, **Profiles:** Profile L (R 5,5 mm) – standard for thickness 28 mm, Profile U (R 3,3 mm) – standard for thickness 38 mm, profiles E and C on order, Widths 600 mm and 1200 mm – standard with one side profile and with backside edge, Widths 800 and 900 mm – standard with both side profiles, **Packaging:** 10 pieces per palette, individually shrink wrapped including crosswise edge. A large portfolio of accessories. Due to production technology the decors of skirting for glossy worktops are made in matt finish.